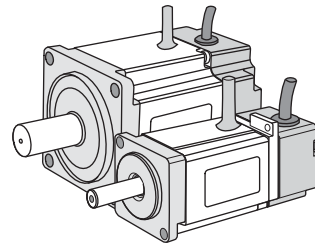


AC Servomotor JUNMA Series INSTRUCTIONS

SJME-□□A Servomotors

To properly use the product, read this manual thoroughly and retain for easy reference, inspection, and maintenance. Ensure the end user receives this manual.



MANUAL NO. TOBP C230261 00A

General Precautions

- The drawings presented in this instructions are sometimes shown without covers or protective guards. Always replace the equipment's cover or protective guard as specified first, and then operate the products in accordance with the instructions.
- The drawings presented in this instructions are typical examples and may not match the product you received.
- These instructions are subject to change due to product improvement, specification modification, and instructions improvement. When these instructions are revised, the instructions code is updated and the new instructions is published as a next edition.
- If the instructions must be ordered due to loss or damage, inform your nearest Yaskawa representative or one of the offices listed on the back of this instructions.
- Yaskawa will not take responsibility for the results of unauthorized modifications of this product. Yaskawa shall not be liable for any damages or troubles resulting from unauthorized modification.

Safety Information

- The following conventions are used to indicate precautions in these instructions.
- Failure to heed these precautions can result in serious or possibly even fatal injury or damage to the products or to related equipment and systems.

WARNING Indicates precautions that, if not heeded, could possibly result in loss of life or serious injury.

CAUTION Indicates precautions that, if not heeded, could result in relatively serious or minor injury, damage to the product, or faulty operation.
In some situations, the precautions indicated could have serious consequences if not heeded.

PROHIBITED Indicates prohibited actions that must not be performed. For example, this symbol would be used to indicate that fire is prohibited as follows:

MANDATORY Indicates compulsory actions that must be performed. For example, this symbol would be used as follows to indicate that grounding is compulsory:

Notes for Safe Operation

WARNING

- Ground the ground terminals of the SERVOPACK and the motor (or ground the metallic part such as frame in case of no ground terminal) according to local and/or national electrical codes (ground resistance: 100 Ω or less). Use grounding wires of a size complying with relevant international or local standards. Failure to observe this warning can result in electric shock.
- Disconnect all power and wait 5 minutes before wiring or inspection. Failure to observe this warning may result in electric shock by the residual voltage.
- Do not damage the cables or subject them to excessive stress such as bending or stretching. Do not place heavy objects on the cables or the cables between other objects where they might be pinched. Failure to observe this warning may result in electric shock, stopping operation of the product, or burning.
- Never touch the motor rotary parts during operation. Failure to observe this warning may result in personal injury.
- Installation, wiring, operation, maintenance and inspection must be performed only by authorized personnel. Failure to observe this warning may result in electric shock or injury.
- Do not disassemble or modify the product. Failure to observe this warning may result in injury or damage to the product.
- Do not come close to the machine immediately after resetting momentary power loss to avoid an unexpected restart. Take appropriate measures to ensure safety against an unexpected restart. Failure to observe this warning may result in injury.

MANDATORY

- If connecting the motor to the machine, build an external emergency stop circuit that immediately stops operation and shuts down power in an emergency.

Checking on Delivery

CAUTION

- Always use the servomotor and SERVOPACK in one of the specified combinations. Failure to observe this caution may result in fire or malfunction.

Storage and Transportation

CAUTION

- Do not hold the product by the cables or motor shaft while transporting it. Failure to observe this caution may result in injury or malfunction.
- Do not place any load exceeding the limit specified on the packing box. Failure to observe this caution may result in injury or malfunction.

MANDATORY

- After long time storage, contact your YASKAWA representative.

Installation

CAUTION

- Do not store or install the product in the following places. Failure to observe this caution may result in fire, electric shock, or damage to the product.
 - Locations subject to direct sunlight.
 - Locations subject to ambient temperatures from 0 °C (32 °F) to 40 °C (104 °F).
 - Locations subject to humidity of 20 % to 80 %RH.
 - Locations subject to condensation as the result of extreme changes in temperature.
 - Locations subject to corrosive or flammable gases and near combustible substances.
 - Locations subject to dust, salts, or iron dust.
 - Locations subject to excessive exposure to water, oil, or chemicals.
 - Locations subject to shock or vibration.
 - Locations that are difficult to check, clean, and maintain.
- For use in locations where excessive water or oil splashes exist, use a cover or other protection. The servomotors are constructed so that their bodies, except the connector and the shaft opening, are protected against splashing. It is recommended to place the connectors facing down.
- Do not step on or place a heavy object on the motor. Failure to observe this caution may result in injury.
- Be sure to prevent any foreign objects from entering the product. Failure to observe this caution may result in malfunction or fire.
- Be sure to install the product in the correct direction. Failure to observe this caution may result in malfunction.
- The motor shaft extension is coated with anticorrosive paint. Before installation, wipe off the paint with a cloth soaked in liquid detergent. If the extension is not wiped, the motor can not be connected with the machine.
- For coupling with the load machine, use a flexible coupling for the servomotor being used. A flexible coupling with the high rigidity of the metallic-plate spring type is recommended.

Installation (Con.)

CAUTION

- The motor system is precision equipment. Do not apply shock to the motor or the motor output shaft. Design machines so that the thrust load and radial load applied to the motor shaft extension during operation should be within the allowable range described in the catalogue.

Wiring

CAUTION

- Be sure to wire correctly and securely. Failure to observe this caution may result in motor overrun and injury.
- Securely connect the power supply terminal screws and motor output terminal screws. Failure to observe this caution may result in fire.
- Always use the specified power supply voltage. Failure to observe this caution may result in fire.
- Make wiring length as short as possible. Separate power cables from signal lines at least 30 cm (11.81 in). Noise on signal lines may cause vibration or malfunctions.
- Use YASKAWA-specified cables. To use other cables, check the rated current of your equipment, and consider operating environment to select correct cables. If cables not specified by YASKAWA are to be used for the encoder, select twisted-pair shielded wires or multi-core, twisted-pair shielded wires.
- Do not connect the commercial power supply with the motor. Failure to observe this caution may result in fire or malfunction.

Operation

CAUTION

- Perform test run as follows. Secure the motor and disconnect from load machine system, check operations, then connect the motor to the load machine. Failure to observe this caution may result in personal injury.
- If an alarm is issued, correct the cause, verify safety, and reset the alarm. Then, turn ON the power supply again and restart the servomotor. Failure to observe this caution may result in personal injury.
- Do not touch the SERVOPACK heatsinks, regenerative resistor, servomotor, or peripheral devices while power is ON or soon after the power is turned OFF. Failure to observe this caution may result in burns due to high temperatures.

PROHIBITION

- Do not use the holding brake of the servomotor for ordinary braking. Failure to observe this caution may result in malfunction.

Disposal

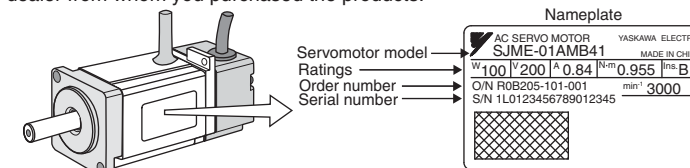
- When disposing of the products, treat them as general industrial waste.

Before use

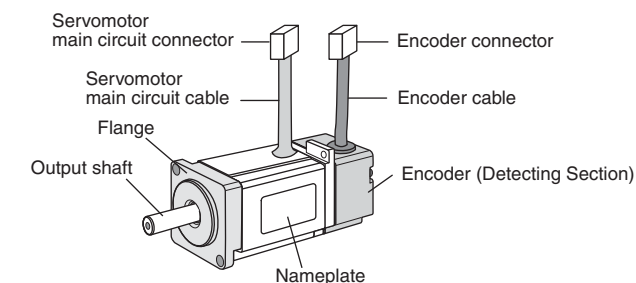
Checking Products

Verify that the ordered product as received by the model number marked on the nameplate on the servomotor.

If any motor is incorrect or faulty, contact your Yaskawa representative or the dealer from whom you purchased the products.



Part Names



Inspection and Maintenance

Regular Inspections

Daily inspection is sufficient for the maintenance of the motor. The inspection and maintenance frequencies in the table are only guidelines. Increase or decrease the frequency to suit the operating conditions and environment.

Item	Frequency	Procedure	Comments
Vibration and Noise	Daily	Touch and listen.	Vibration and noise must not be greater than normal levels.
Exterior	According to degree of contamination	Clean with cloth or compressed air.	—
Insulation Resistance Measurement	At least once a year	Disconnect the motor from the SERVOPACK and test insulation resistance at 500 V megger. Must exceed 10 MΩ. Measure across the servomotor FG and the phase-U, phase-V, or phase-W power line.	Contact your Yaskawa representative if the insulation resistance is below 10 MΩ. Do not measure insulation resistance or perform withstand voltage test of the encoder.
Overhaul	At least once every 20,000 hours or 5 years	Contact your Yaskawa representative.	—

Part's Life Expectancy

The parts of the servomotors are subject to mechanical wear or deterioration over time.

The life expectancy listed in the table is a reference period that may be affected by the environmental and operating conditions. If an unusual noise or vibration occurs, refer to the life expectancy table and contact your Yaskawa representative. After examining the part in question, we will determine whether the parts should be replaced or not. When the part has expired before the expected time, further inspection will be required.

Part	Life Expectancy	Comments
Bearing	20,000 hours	Life depends on operation conditions. Check that there is no unusual noise or vibration.

AC Servomotor JUNMA Series INSTRUCTIONS

IRUMA BUSINESS CENTER (SOLUTION CENTER)

480, Kamifujisawa, Inuma, Saitama 358-8555, Japan
Phone 81-4-2962-5151 Fax 81-4-2962-6138
<http://www.yaskawa.co.jp>

YASKAWA AMERICA, INC.

2121 Norman Drive South, Waukegan, IL 60085, U.S.A.
Phone 1-800-YASKAWA (927-5292) or 1-847-887-7000 Fax 1-847-887-7310
<http://www.yaskawa.com>

YASKAWA ELÉTRICO DO BRASIL LTDA.

Avenida Piraporinha 777, Diadema, São Paulo, 09950-000, Brasil
Phone 55-11-3585-1100 Fax 55-11-3585-1187
<http://www.yaskawa.com.br>

YASKAWA EUROPE GmbH

Hauptstraße 185, Eschborn 65760, Germany
Phone 49-6196-569-300 Fax 49-6196-569-398
<http://www.yaskawa.eu.com>

YASKAWA ELECTRIC KOREA CORPORATION

9F, Kyobo Securities Bldg. 26-4, Yeouido-dong, Yeongdeungpo-gu, Seoul, 150-737, Korea
Phone 82-2-784-7844 Fax 82-2-784-8495
<http://www.yaskawa.co.kr>

YASKAWA ELECTRIC (SINGAPORE) PTE. LTD.

151 Lorong Chuan, #04-02A, New Tech Park 556741, Singapore
Phone 65-6282-3003 Fax 65-6289-3003
<http://www.yaskawa.com.sg>

YASKAWA ELECTRIC (CHINA) CO., LTD.

12F, Carlton Bld., No.21 HuangHe Road, HuangPu District, Shanghai 200003, China
Phone 86-21-5385-2200 Fax 86-21-5385-3299
<http://www.yaskawa.com.cn>

YASKAWA ELECTRIC (CHINA) CO., LTD. BEIJING OFFICE

Room 1011, Tower W3 Oriental Plaza, No.1 East Chang An Ave., Dong Cheng District, Beijing 100738, China
Phone 86-10-8518-4086 Fax 86-10-8518-4082

YASKAWA ELECTRIC TAIWAN CORPORATION

9F, 16, Nanking E. Rd., Sec. 3, Taipei 104, Taiwan
Phone 886-2-2502-5003 Fax 886-2-2505-1280